

TECHNICAL DATA SHEET

TECHNYL SAFE A 219WFC V30 NC
(Previously TECHNYL A 218W V30 NATURAL)

TECHNYL SAFE A 219WFC V30 NC is a polyamide 66, 30% glass fibre reinforced, heat stabilized with organic stabiliser for injection moulding. Designed to offer an improved hydrolysis resistance and chlorine resistance vs standard PA66, for cold, warm and hot temperature in domestic and industrial water management components including, but not limited to components in contact with drinking water where elevated levels of chlorine could be present.

General

Feature	UL HB Hydrolysis stabilized Good stiffness chlorine resistant	Food contact approved Drinking water certified Organic heat stabilized
Polymer type	PA66 (Polyamide 66)	
Processing technology	Injection molding	
Certification	RoHS DVGW/270 KTW guidelines WRAS BS6920-1: 2000 and 2014	UL-Yellow Card EC 1907/2006 (REACH) NSF STD-61
Applications	Small appliance large appliance water filter / purifier	pump / compressor / ventilator HVAC - heating system
Colors available	Natural	
Forms	Pellets	

Product identification

ISO 1043 abbreviation	PA66-GF30
ISO 16396 designation	PA66,GF300,M1,S14-100

Condition	Standard	Unit	Value
-----------	----------	------	-------

Physical properties

Condition	Standard	Unit	Value	
Density	ISO 1183	g/cm ³	1.36	
Water absorption	24 hr, 23°C	ISO 62	%	0.8
Molding shrinkage, parallel	ISO 294-4, 2577	%	0.35	
Molding shrinkage, normal	ISO 294-4, 2577	%	1.1	

TECHNICAL DATA SHEET

TECHNYL SAFE A 219WFC V30 NC

	Condition	Standard	Unit	Value
Mechanical properties				dam / cond.*
Tensile modulus	1 mm/min	ISO 527-1/-2	MPa	10000 / 7000
Stress at break		ISO 527-1/-2	MPa	190 / 125
Strain at break		ISO 527-1/-2	%	3 / 7
Flexural modulus, ISO 178	2 mm/min	ISO 178	MPa	9000 / 6300
Flexural modulus, ASTM D790	2 mm/min	ASTM D790	MPa	9000 / 7000
Flexural strength, ISO 178	2 mm/min	ISO 178	MPa	275 / 217
Flexural strength, ASTM D790	2 mm/min	ASTM D790	MPa	270 / 135
Charpy impact strength, +23°C	+23°C	ISO 179/1eU	kJ/m ²	85 / 95
Charpy notched impact strength, +23°C	+23°C	ISO 179/1eA	kJ/m ²	12 / 15
Izod impact strength, +23°C	+23°C	ISO 180/1U	kJ/m ²	75 / 85
Izod notched impact strength, +23°C	+23°C	ISO 180/1A	kJ/m ²	12 / 16


Thermal properties

Melting temperature, 10°C/min		ISO 11357-1	°C	262
Temp. of deflection under load, 0.45 MPa	0.45 MPa	ISO 75	°C	260
Temp. of deflection under load, 1.80 MPa	1.80 MPa	ISO 75	°C	255

Electrical properties

Volume resistivity		IEC 62631-3-1	ohm.m	1E+013
Surface resistivity		IEC 62631-3-1	ohm	1E+015
Comparative tracking index	Solution A	IEC 60112	V	400
CTI performance level category		Sol A		PLC 1
Dielectric strength	1 mm	IEC 60243-1	kV/mm	35

Burning behaviour

UL Yellow Card availability 	Click here to have access to the UL Yellow Card → QMFZ2.E44716			
Flammability, 1.5 mm	1.5 mm	UL 94		HB
Flammability, 3.0 mm	3.0 mm	UL 94		HB
Glow-wire flammability index, GWFI, 1.5 mm	1.5 mm	IEC 60695-2-12	°C	650

*: conditioned according to ISO 1110

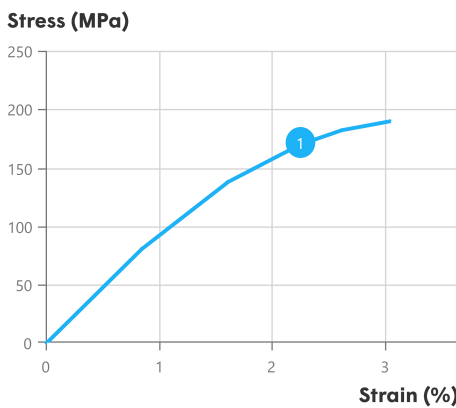
TECHNICAL DATA SHEET

TECHNYL SAFE A 219WFC V30 NC

Processing conditions

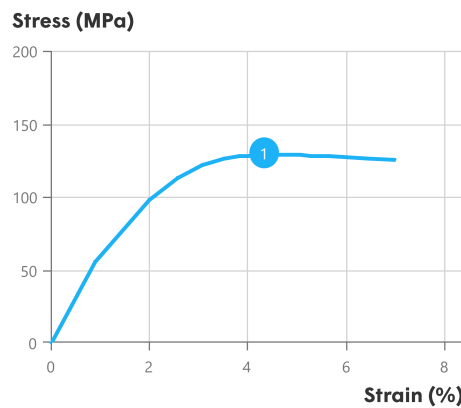
Drying temperature/time	80 °C
Suggested max moisture	0.2 %
Rear temperature	270 - 280 °C
Middle temperature	275 - 285 °C
Front temperature	280 - 290 °C
Recommended mould temperature	70 - 100 °C

Stress-strain, dry



Temperature (°C)	
1	Spannung 1

Stress-strain, conditioned



Temperature (°C)	
1	Spannung 4

Injection notes

The material is supplied in airtight bags, ready for use. In case that the virgin material has absorbed moisture, it must be dried with a dehumidified air drying equipment, dew point minimum -20°C. Recommended time 2-4h.

Injection advice

For reinforced polyamides, Domo recommends the use of steel with a high content of carbon, and purified for polishing, to avoid or limit the abrasion. For example: X38CrMoV5-1 (EN Norm) - 1.2367 /1.2343 (DIN Norm) or X160CrMoV12 (EN Norm) - 1.2601 /1.2379 (DIN Norm). In the case of high requirements on surface quality a mould temperature of up to 120°C can be considered. The processing parameters like processing temperatures are a recommendation and can be adjusted in function of injection machine size, part geometry / design.

Disclaimer

The information provided in this documentation corresponds to our technical knowledge at the date of its publication and do not constitute a specification. This information may be subject to revision at our discretion. Domo cannot anticipate all conditions under which this information and our products of other manufactures in combination with our products may be used. Domo accepts no responsibility for results obtained by the application of this information or for the safety and suitability of our products alone or in combination with other products. Users are advised to make their own tests to determine the safety and suitability of each product or product combination for their own purposes. Unless otherwise agreed in writing, Domo sells the product without warranties. Buyers and users assume all responsibility and liability for loss or damage arising from handling and use of our products, whether used alone or in combination with other products. Unless specifically indicated, the grades mentioned are not suitable for applications in the pharmaceutical/medical sector.