

TECHNICAL DATA SHEET

TECHNYL PROTECT C 52G1 V20 WT 9003

TECHNYL PROTECT C 52G1 V20 WT 9003 is a polyamide 6 based on a non-phosphorous and Non-halogenated flame retardant system, reinforced with 20% of glass fiber, heat stabilized, for injection moulding. This flame retardant grade with excellent moulding and electrical performance.

General

Feature	UL V2 UV-laser markable	Flame retarded halogen free flame retardant
Polymer type	PA6 (Polyamide 6)	
Processing technology	Injection molding	
Certification	UL-Yellow Card European Railways Certifications EN 45545-2	EC 1907/2006 (REACH)
Applications	Electrical/Electronic Applications	
Colors available	Grey	White
Forms	Pellets	

Product identification

ISO 1043 abbreviation	PA6-GF20 FR(30)
ISO 16396 designation	PA6,GF20 FR(30),M,S14-050

	Condition	Standard	Unit	Value
Physical properties				
Density		ISO 1183	g/cm ³	1.28
Humidity absorption	T=23°C, 50% RH	ISO 62	%	1.1
Water absorption	24 hr, 23°C	ISO 62	%	0.35 - 0.4
Water absorption, saturation			%	6
Molding shrinkage, parallel		ISO 294-4, 2577	%	0.6 - 0.8
Molding shrinkage, normal		ISO 294-4, 2577	%	0.4 - 0.6

TECHNICAL DATA SHEET

TECHNYL PROTECT C 52G1 V20 WT 9003

	Condition	Standard	Unit	Value
Mechanical properties				dam / cond.*
Tensile modulus	1 mm/min	ISO 527-1/-2	MPa	5200 / 1800
Stress at break		ISO 527-1/-2	MPa	72 / 35
Strain at break		ISO 527-1/-2	%	2.7 / 90
Flexural modulus, ISO 178	2 mm/min	ISO 178	MPa	4500 / 1600
Flexural strength, ISO 178	2 mm/min	ISO 178	MPa	110 / 50
Charpy impact strength, +23°C	+23°C	ISO 179/1eU	kJ/m ²	38 / 100
Charpy impact strength, -30°C	-30°C	ISO 179/1eU	kJ/m ²	38 / -
Charpy notched impact strength, +23°C	+23°C	ISO 179/1eA	kJ/m ²	3 / 6.5
Charpy notched impact strength, -30°C	-30°C	ISO 179/1eA	kJ/m ²	2.5 / -


Thermal properties

Melting temperature, 10°C/min		ISO 11357-1	°C	220
Temp. of deflection under load, 0.45 MPa	0.45 MPa	ISO 75	°C	200
Temp. of deflection under load, 1.80 MPa	1.80 MPa	ISO 75	°C	95

Electrical properties

Comparative tracking index	Solution A	IEC 60112	V	600
CTI performance level category		Sol A		PLC 0
Dielectric strength	1 mm	IEC 60243-1	kV/mm	33

Burning behaviour

UL Yellow Card availability 	Click here to have access to the UL Yellow Card → QMFZ2.E44716			
Flammability, 0.75 mm	0.75 mm	UL 94		V2
Flammability, 1.5 mm	1.5 mm	UL 94		V2
Flammability, 3.0 mm	3.0 mm	UL 94		V2
Glow-wire flammability index, GWFI, 0.75 mm	0.75 mm	IEC 60695-2-12	°C	960
Glow-wire flammability index, GWFI, 1.5 mm	1.5 mm	IEC 60695-2-12	°C	960
Glow-wire flammability index, GWFI, 3.0 mm	3.0 mm	IEC 60695-2-12	°C	960
Burning rate, FMVSS, Thickness 1 mm		FMVSS 302		<100

*: conditioned according to ISO 1110

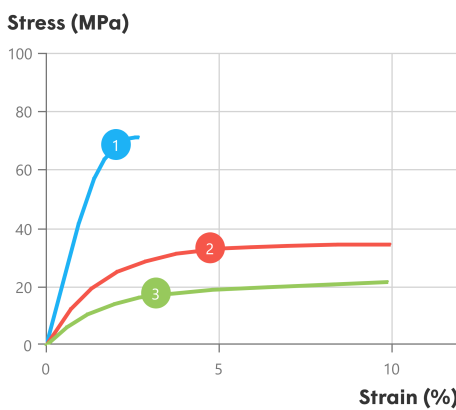
TECHNICAL DATA SHEET

TECHNYL PROTECT C 52G1 V20 WT 9003

Processing conditions

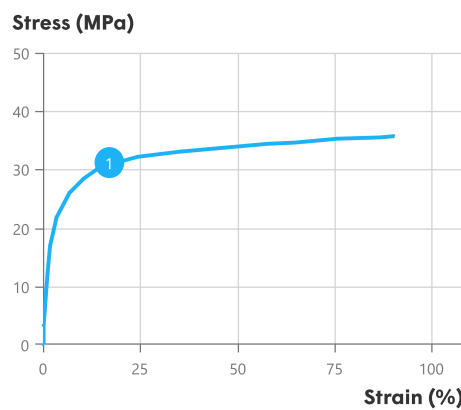
Drying temperature/time	80 °C
Suggested max moisture	0.12 %
Rear temperature	230 - 235 °C
Middle temperature	235 - 240 °C
Front temperature	235 - 245 °C
Recommended mould temperature	60 - 90 °C

Stress-strain, dry



Temperature (°C)	
1	Spannung 1
2	Spannung 2
3	Spannung 3

Stress-strain, conditioned



Temperature (°C)	
1	Spannung 1

Injection notes

The material is supplied in airtight bags, ready for use. In case that the virgin material has absorbed moisture, it must be dried with a dehumidified air drying equipment, dew point minimum -20°C. Recommended time 2-4h.

Injection advice

All reinforced, flame retardant compounds generate some level of abrasion/corrosion to the steel processing equipment. These issues may be magnified by using incorrect processing conditions (temperatures, residence time, moisture level ...) during the moulding process. Therefore, Domo recommends you adhere to the processing conditions detailed in this technical data sheet. For equipment that comes into contact with molten flame retardant compounds, Domo advises you to use a steel with high chromium and high carbon content (having a minimum concentration of 16% chromium) to prevent corrosion and abrasion. For the correct reference of steel associated to flame retardant compounds' processing, please refer to your equipment manufacturers. In the case of high requirements on surface quality a mould temperature of up to 120°C can be considered. The processing parameters like processing temperatures are a recommendation and can be adjusted in function of injection machine size, part geometry / design.

Disclaimer

The information provided in this documentation corresponds to our technical knowledge at the date of its publication and do not constitute a specification. This information may be subject to revision at our discretion. Domo cannot anticipate all conditions under which this information and our products of other manufactures in combination with our products may be used. Domo accepts no responsibility for results obtained by the application of this information or for the safety and suitability of our products alone or in combination with other products. Users are advised to make their own tests to determine the safety and suitability of each product or product combination for their own purposes. Unless otherwise agreed in writing, Domo sells the product without warranties. Buyers and users assume all responsibility and liability for loss or damage arising from handling and use of our products, whether used alone or in combination with other products. Unless specifically indicated, the grades mentioned are not suitable for applications in the pharmaceutical/medical sector.